

## **EVS holiday homework**

### **Class - 2**

- 1) Make a mask [ मुखौटा ] of one animal.
  
- 2) Write five name of domestic animal and five name of wild animal also stick their picture.
  
- 3) Write any six good habits.
  
- 4) Write 10 lines on "importance of trees"and paste 5 pictures of trees.
  
- 5) Write name of five indoor games and 5 outdoor games and make a picture of it
  
- 6) Draw five sense organ and name them.
  
- 7) collect five leaves of different plants, dry them and paste in your copy and name it.

# English holiday homework

## Class-2

1) write 10 lines about my school.

2) <sup>Write</sup> ~~right~~ one page of cursive writing daily.

3) learn chapter 1 [First day at school]  
And chapter 2 [Haldi's adventure] all exercises.

4) write 15 words using "ing"  
Eg. draw = drawing

5) write 10 rhyming words  
Eg. Hot = pot  
Shine = mine

6) write 10 opposite words  
Eg. Day = night  
Cool = hot

7) right two words of each alphabets  
Eg. A- ask, around  
B- ball,boat

## ग्रीष्मकालीन अवकाश का गृहकार्य कक्षा-02

प्रश्न 1: (स्वर वर्ण) अ से अः तक को पाँच बार लिखिए ।

(a) व्यंजन वर्ण क से ज्ञ तक पाँच बार लिखिए

(b) मात्राओं को पढ़कर पाँच बार लिखिए

प्रश्न 2 : अपने हिंदी पाठ्य पुस्तक से देखकर पढ़कर दस लाइन सुलेख लिखिए ।

प्रश्न 3 : पाठ -1 ऊँट चला भई ऊँट चला कविता को याद कीजिये।

प्रश्न 4: सामान तुक वाले दस शब्द लिखिए ।

प्रश्न 5 : लिंग शब्द (पुर्लिंग -स्त्रीलिंग) वाले दस शब्द लिखिए ।

प्रश्न 6 : कोई दस शब्दों के विलोम शब्द लिखिए ।

*Padmajadevi*

**KENDRIYA VIDYALAYA KURUD**  
**SUMMER VACATION HOMEWORK 2023-24**

class - II  
MATH.

1. Write numbers from 1 to 20 in words.

2.

**Fill in the numbers that comes before and after  
the given number.**

← 50 →

← 40 →

← 12 →

← 53 →

← 20 →

← 51 →

← 25 →

← 43 →

← 80 →

← 48 →

← 63 →

← 88 →

← 69 →

← 82 →

← 58 →











































← 3 →

← 38 →

← 15 →



3.


Before	Between	After
 ← 	  	 → 
 ← 	  	 → 
 ← 	  	 → 
 ← 	  	 → 
 ← 	  	 → 
 ← 	  	 → 

4.

Put the numbers in order from the smallest to the largest.


Example:

5, 4, 2, 7




1)

9, 1, 3, 6




2)

2, 9, 8, 4




3)

3, 10, 2, 8




4)

6, 5, 2, 9



5)

1, 4, 10, 7





Write the number in order from greatest to smallest.

23	4	98	56
----	---	----	----

--	--	--	--

90	27	6	45
----	----	---	----

--	--	--	--

29	45	73	4
----	----	----	---

--	--	--	--

97	89	62	53
----	----	----	----

--	--	--	--

28	99	19	76
----	----	----	----

--	--	--	--

93	7	14	33
----	---	----	----

--	--	--	--

6.

### Ascending and Descending

Read the given numbers carefully and arrange them in ascending and descending order

59	70	65	21	44
----	----	----	----	----

Ascending Order \_\_\_\_\_

Descending Order \_\_\_\_\_

22	44	1	10	11
----	----	---	----	----

Ascending Order \_\_\_\_\_

Descending Order \_\_\_\_\_

83	24	19	89	42
----	----	----	----	----

Ascending Order \_\_\_\_\_

Descending Order \_\_\_\_\_

7. Learn and write tables from 2 to 10.
8. Draw and write names of 5 Round objects in chart.
9. Draw and write names of 5 objects that are long in chart.
10. Draw and write names of 5 objects that slide in chart.